


Quick-response Pumping Systems



Quickly deployed, self-contained pumping systems are safe, rugged, and simple to use.

QED's Quick-response Pumping Systems are the answer if you need pumps that are easy to deploy, safe, reliable, and can handle challenging applications. These self-contained systems include premium Graco air-operated double diaphragm pumps combined with rugged air-actuated controls. Everything you need is included; all you have to do is connect a compressed air source. The system turns on when the fluid level rises above the inlet sensor, and turns off when the fluid level is reduced and no longer detected. When it's not pumping, the system uses minimal air to operate the automatic level sensor.

QED has been providing such systems for over 20 years on a custom basis, but now offers standard models mounted on a base frame or in an all-weather enclosure. Flow rates

range from 0-20 gpm, with options for models with higher rates. The system is pneumatically operated, so it's intrinsically safer than electrical systems that can shock, spark, or ignite. And you can easily slow the pump down with the speed control to meet application requirements. The system is designed with corrosion-resistant plastics to handle harsh liquids such as leachate, or fluids containing solvents, such as MEK, acetone, and toluene; and fuels such as gasoline, diesel, and jet fuels.

These easy-to-use systems are ideally suited for pumping liquids out of sumps, tanks, ponds, and shallow wells. Systems are available on an open frame, or mounted inside a protective enclosure.



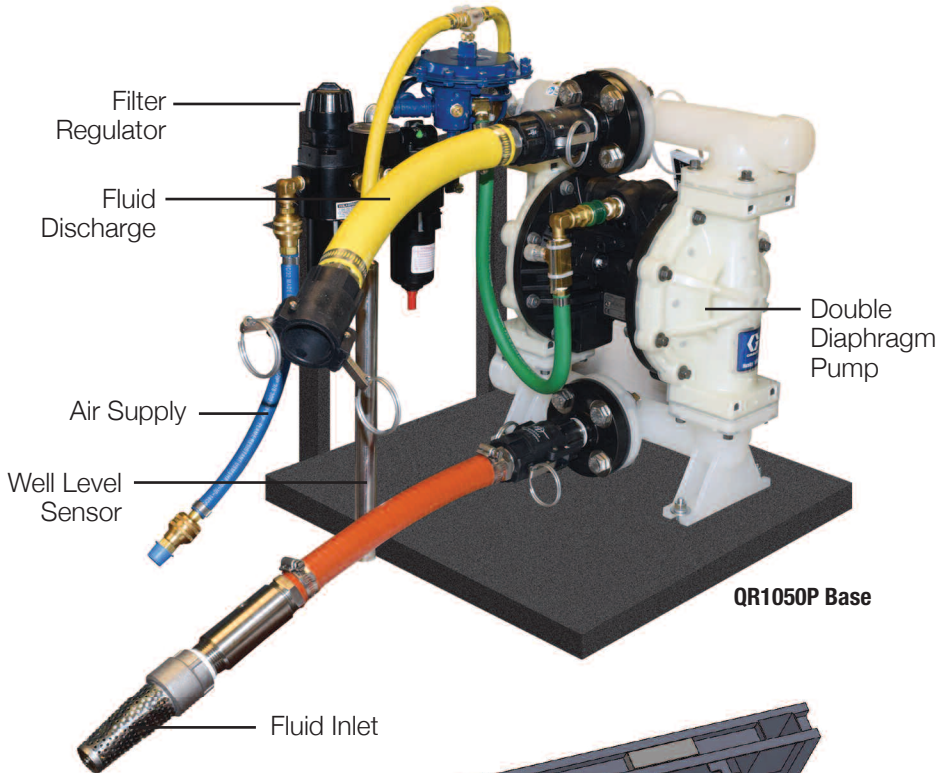

(800) 624-2026 • www.qedenv.com

P.O. Box 3726 Ann Arbor, MI 48106-3726 USA • (734) 995-2547 • Fax (734) 995-1170 • info@qedenv.com

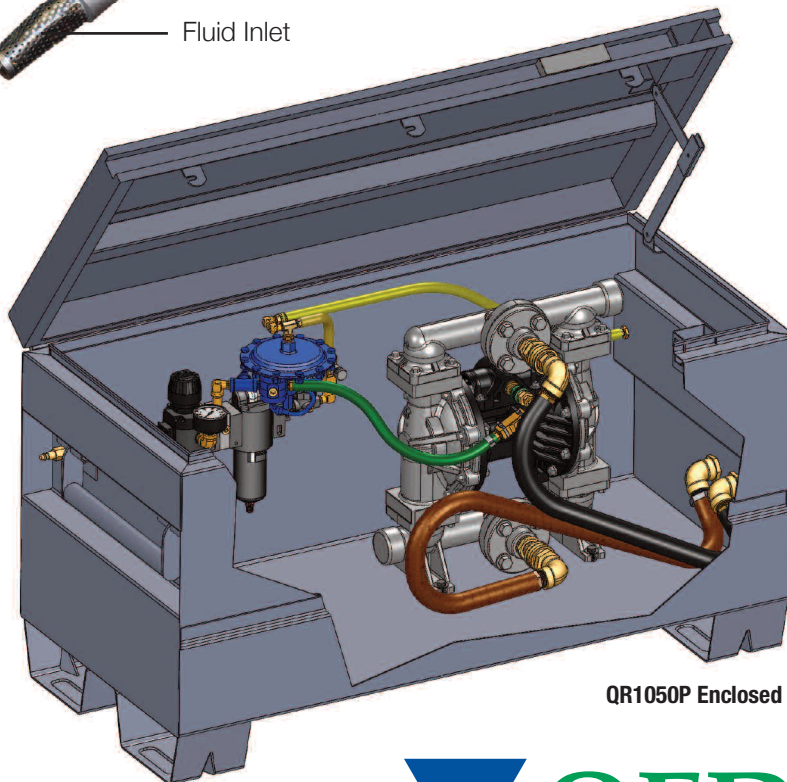
Quick-response Pumping Systems

Model Number	Inlet/Outlet Size in. (cm)	Dimensions in. (cm)	Weight lb. (kg)	Flow rate range gpm (Lpm)	Air pressure operating range psi (kg/cm ²)
QR1050P Base	1 (2.54)	18 x 19 x 21.5 (45.7 x 48.3 x 54.6)	60 (27.2)	0-20 (0-75.7)	20-125 (1.4-8.8)
QR1050P Enclosed	1 (2.54)	42 x 21 x 24 (106.7 x 53.3 x 61)	155 (70.3)	0-20 (0-75.7)	20-125 (1.4-8.8)

Accessories



QR1050P Base



QR1050P Enclosed

- ### Quick-response Pumping System Advantages
- Automatic, intrinsically safe operation
 - 30% more efficient than other double diaphragm pumps in its class
 - Up to 5 times longer diaphragm life
 - Built in on/off level control
 - Self priming pump with inlet foot valve
 - Speed control
 - Stall-free, low pulsation air valve

